

DEEP SPACE SPARKLE

**ART TIPS
& Projects
FOR KIDS**



JANUARY 2020

New Projects, Videos & Handouts for You!



Happy January!

You're probably getting this Freebie Pack a little late into the month...

That's because we are *just now* getting out of the Sparklers Club enrollment period. Thank you for being patient with this one!

For most of us, January is a pivotal month for growth and setting our New Year intentions. During the remainder of this month, please use the January calendar to set *your* intentions, and follow along with us for new seasonal art projects & resources.

My [Art Made Easy Podcast](#) is back! New episodes will be released on Wednesdays and can be found on the DSS blog, or wherever you listen to podcasts.

Also, my weekly **Facebook Lives** are back! I love connecting with you all during my lives, so tune in on the [Deep Space Sparkle Facebook Page](#) Thursdays at 3:30 PM PST.

PRINT the January calendar on the next page for the video + podcast release schedule.


This packet contains the content calendar plus ALL the handouts you need for the entire month in one easy download.

SHARE YOUR ARTWORK AND CONNECT WITH US!

Follow Deep Space Sparkle on [Instagram](#) or join our [Free Dazzlers Facebook Group](#) to share your artwork with a global network of teachers just like you!



Patty



SUNDAY	MONDAY	TUESDAY	WEDNESDAY	THURSDAY	FRIDAY	SATURDAY
1	2	3	4	5	6	7
8	9	10	11	12	13	14
15	16	17	18	19	20	21
22	23	24	25	26	27	28
29	30	31				

SPARKLERS CLUB
Open for Enrollment!
Jan 2-9

SPARKLERS CLUB
Enrollment Closes

NEW EPISODE
AME 144: Resolutions

WELCOME CEREMONY FOR SPARKLERS
in the Sparklers Facebook Group

NEW EPISODE
AME 145: 5 Stages of Art Teacher Growth

NEW EPISODE
AME 146

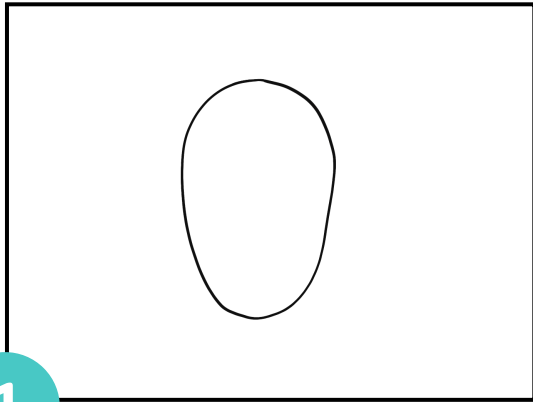
NEW POST & VIDEO
Martin Luther King Jr. Project

NEW POST & VIDEO
Ted Harrison Landscape

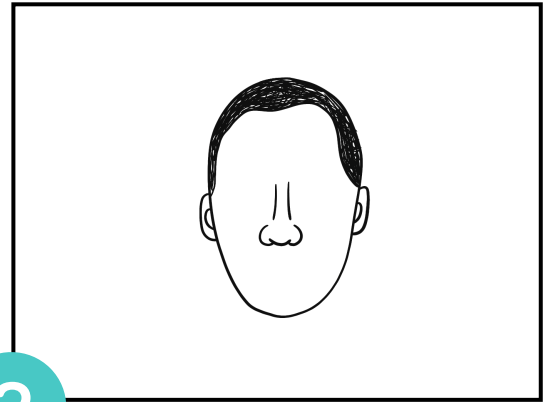
NEW VIDEO
Winter Tree Silhouette

Paul Cezanne's Birthday







1



2



3



4

5



1. Start by drawing an oval on a piece of 12" x 18" paper.
2. Add ears halfway down the oval, then a nose and hairline.
3. Draw eyes and thick eyebrows.
4. Next, add a mouth, mustache and two curved lines for cheekbones.
5. Finish off your drawing with shoulders, a collar and a tie.


Martin Luther King Jr. Portrait

DRAWING GUIDE

DEEP SPACE SPARKLE



1. DRAW A CIRCLE AND TWO DOTS NEAR THE MIDDLE OF YOUR PAPER. ADD A NOSE AND MOUTH.



2. DRAW A BIG UPSIDE-DOWN "U" FOR THE BODY, AND TWO SMALLER ONES FOR THE ARMS.

3. ADD EARS AND CLAWS. AND USE DOTS TO GIVE YOUR POLAR BEAR FORM.



Polar Bear
DRAWING GUIDE
DEEP SPACE SPARKLE

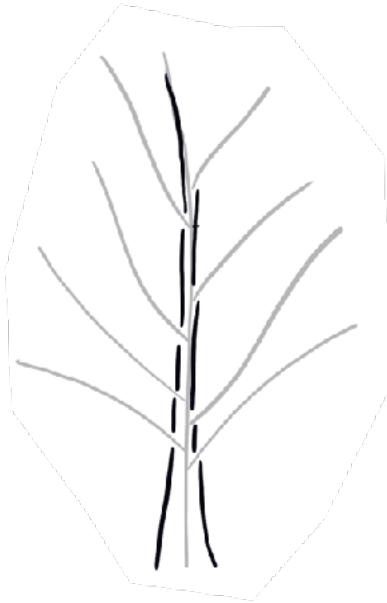
1.

**DRAW LINES TO MAP
OUT THE TREE'S
TRUNK AND MAIN
BRANCHES.**



2.

**WIDEN THE TRUNK,
MAKING IT WIDER
AT THE BOTTOM
THAN THE TOP.**




3.

**WIDEN THE
BRANCHES, MAKING
THEM WIDER NEAR
THE TRUNK, AND
NARROW AT THE
TIPS.**



4.


**ADD MORE
SMALLER
BRANCHES.**



Winter Tree

DRAWING GUIDE


DEEP SPACE SPARKLE



Over 90 Art Bundles - from a timeline of art history, famous artists and art movements to geography and science to literature...we have every subject to keep your students engaged, curious and creative.

SPARKLERS
MEMBERS' CLUB





A membership exclusively for art teachers that offers beautiful, yet rigorous lesson plans, a supportive community and yearly planning resources like our EPIC curriculum.

CLICK BELOW TO DOWNLOAD A FREE LESSON & LEARN MORE

GRAB A FREE LESSON

SPARKLERS
MEMBERS' CLUB